

# Mini Festival

## General drivers briefing

### Brands Hatch Indy – 2/3 August 2025

Andrew Rowe – Senior Clerk of the Course

Clerk of the Course – Paul Golding (UFF, Mini Spares 50<sup>th</sup> Anniversary Trophy)

Clerk of the Course – Andy Cox (Fastest Mini in the World, Might Mini's)

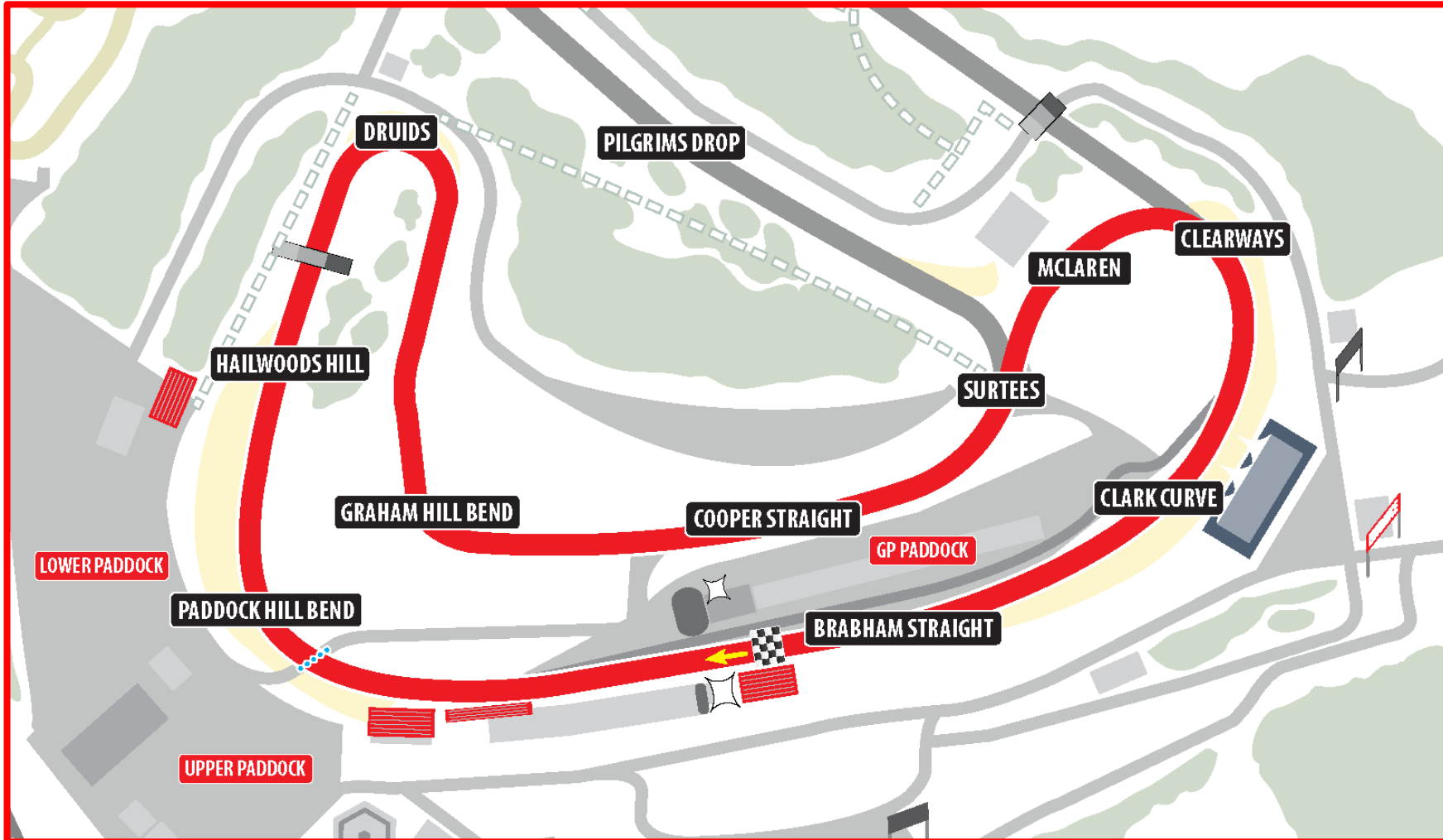
Clerk of the Course – Josh Bennett (Pre 66 Mini's)

Clerk of the Course – Mike Heath (Mini Challenge Clubsport)

Clerk of the Course – Stacy Lawday (Dunlop Mini Se7en and Mini Migila)

Assist Clerk of the Course – Daisy Lait (Dunlop Mini Se7en and Mini Migila)

# Track Layout (Indy)



# Qualifying

- Please be ready twenty minutes before your session
- All cars will be noise tested prior to their first session on the circuit
- Cars will be released from the assembly area into the pit lane as directed by marshals
- Each driver MUST get three timed laps completed
- If we have to RED flag in qualifying we will need you to return to the PIT LANE
- End of the track session, please complete a slowing down lap, exit the circuit at the pit entry and proceed to parc ferme


# Race (standing start)

- Car will be released from the assembly area across the pit lane onto the circuit
- Once cars are in position a 1 minute and 30 second board will be shown
- The green flag will be shown and cars will proceed around the track
- During green flag laps, practice starts and excessive weaving are specifically forbidden
- If you stall or spin off and fall behind all other competing cars, you must remain behind those cars and start the race from the rear of the grid
- The pole car will set the green flag pace and unnecessarily slow green flag laps may result in the race duration being reduced
- A 5 second board will be shown once all cars are in position on the grid
- The red lights will be displayed, at some time between 2-7secs the red lights will switch off – signalling the start of the race
- In the case of starting lights failure, the Union flag will be used instead. No team personnel are allowed on the pit wall for the start of the race

# Race (rolling start) (Race 7 and 15 only)

- Car will be released from the assembly area across the pit lane onto the circuit
- Once cars are in position a 1 minute and 30 second board will be shown
- The green flag will be shown and cars will proceed around the track behind the Lead Car
- During green flag laps, practice starts and excessive weaving are specifically forbidden
- If you stall or spin off and fall behind all other competing cars, you must remain behind those cars and start the race from the rear of the grid
- Towards the end of the lap the Lead Car will extinguish its roof lights (indicating a start), slow the field and competitors should form up in their grid formation
- The red start lights will be switched on once the Lead Car has left the circuit and will be extinguished to signify the start of the race
- Competitors must hold their grid formation until the start of the race signal is given
- Once the Lead Car has left the circuit the pace must be maintained by the lead vehicle until the race starts

# Pit Lane exit



Please observe the blend line when exiting the pit lane

Observe speed limit until after you pass the pit exit line

# Pit lane entry



# Pit lane entry





# Signaling area

On the start-line the following flags may be shown



The Black and White, the Black and Orange and Drive Through board will also be displayed with a car number – please obey this instruction if shown for your car.




# Start line



# Safety Car

- When you see the Safety Car (SC) boards & flags you should slow down progressively, cease racing and no overtaking. while at the same time closing the gaps. The aim is for the leader and all cars to be bunched together at around a 5 car gap to each other.
- The leader, on seeing the flags & boards should try to open a gap to the car in front so that, when it joins the track, the Safety Car can do so safely.
- During a Safety Car you can't pass other cars and should keep up with the cars in front of you. Don't leave big gaps. AT the end of a Safety Car period you can't overtake another car until you pass the Green Flag AT THE CONTROL LINE. Once the lights on the Safety Car are extinguished there must be no sudden acceleration/deceleration or 'zig-zagging'.
- In certain circumstances the Safety Car (with its lights on) may drive through the pit lane with the competing cars following behind it (for instance if there is an incident on the start / finish straight).

# FLASHING **YELLOW** LIGHT SAFETY CAR DEPLOYED



SLOW DOWN AND  
NO OVERTAKING

# Safety car deployed





**The Safety Car will be deployed from the back of Race Control between Turns 3 & 4**

# SAFETY CAR IN



# SAFETY CAR IN



RESTART

NO OVERTAKING BEFORE THE FINISH LINE

# Track limits

NCR Ch.12 App.7 Art. 1.6

Drivers must use the track at all times and may not leave the track without a justifiable reason. For the avoidance of doubt:

- (a) The white lines defining the track edges are considered to be part of the track.
- (b) A driver will be judged to have left the track if any part of the contact patch of the tyre goes beyond either the outer edge of any kerb or the white line where there is no kerb.

Track limits will be monitored and penalties issued for exceeding track limits for qualifying and race sessions



✓ ACCEPTABLE



✗ NOT ACCEPTABLE



# Driving standards

- Remember this is a **NON CONTACT** sport
- You need to be aware of all other cars around you at all times
- Make sure the overtake can be completed without contact
- Reported incidents will be investigated and judicial action may be taken
- You may **Only Change Direction Once** in front of the pursuing car, that is to say you can only move left or right in front of the car, not both.
- **Pushing or Squeezing** competitors off the track is strictly forbidden i.e. reducing the available track width to less than a car's width.

# Safety on Track

- If you need help on track please try to stop in a SAFE place near a marshals post
- If the car is in a safe place, get out of the car and over the barrier and to a place of safety
- If you remain in the car give the thumbs up to marshals if you are okay

# Motorsport UK Respect Code

- By registering for the Championship all competitors and their associates commit to positively promote and demonstrate the Motorsport UK's Respect Code
  - Respect
  - Integrity
  - Fair Play
  - Self-control
  - Good Manners
- <https://www.motorsportuk.org/racewithrespect/>

# Judicial

- Be familiar with the procedures for **Protests and Appeals**. MSVR officials (in Race Administration) will give you the correct forms but cannot give you any advice.
- You may lodge a protest with the secretary of the meeting
- If you are requested to attend a race investigation with the clerk please come to the race clerks office along with any video evidence ready to be reviewed

# Enjoy

- Remember to enjoy the experience
- If you have any questions during the day please contact one of your co-ordinators or get in touch with race control